

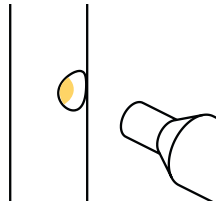
# MONTERINGSANVISNING

## LOG BARKRAKK



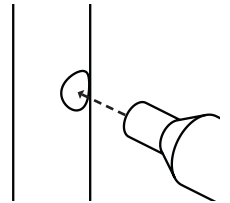
1

Legg litt trelim i alle hull.



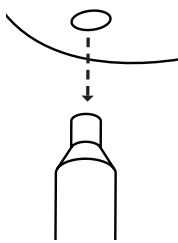
2

Sett inn de korte mellomstokkene (3) i alle fire bein (2). Bruk gjerne en gummihammer for å få stokkene helt inn.



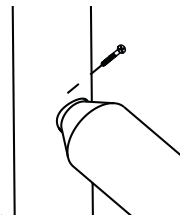
3

Monter setet (1) i beina (2). Sørg for å få beina helt inn.



4

Sørg for at krakken står rett. Nå kan alle sammenføringer skrues sammen. En skruer i hvert hull.



1

